



VAN GOGGH'S

COMPLETE CANNABIS NUTRIENTS

MADE IN AMSTERDAM



MASTER HYDRO/COCO GROW A & B



Van Goghs A & B Grow provides a comprehensive feeding program for your plants during the vegetative stage. It offers high-quality, easily absorbable macro and micro nutrients in precise concentrations and ratios, ensuring optimal plant growth. **- MADE IN AMSTERDAM NETHERLANDS -**

INGREDIENTS HYDRO/COCO GROW A:

N-NH₄: 0,15% - N-NO₃: 2,35% - K₂O: 2,55% - CaO: 2,9% - Fe: 0,01%

INGREDIENTS HYDRO/COCO GROW B:

NO₃: 1,3% - P₂O₅: 6,3% - MgO: 0,8% - B: 0,007 - Cu: 0,001% - Mn: 0,015% - Mo: 0,002% - Zn: 0,004%

INGREDIENTS SOIL GROW A:

N-NH₄: 0,16% - N-NO₃: 2,6% - K₂O: 2,8% - CaO: 3,2% Fe: 0,01%

INGREDIENTS SOIL GROW B:

N-NO₃: 1,3 % - P₂O₅: 2,5% - K₂O 5,9 % - MgO: 0,4% - SO₃: 0,8% - B: 0,007% - Cu: 0,001% - Mn: 0,015 % - Mo: 0,0016% - Zn: 0,004%

REF: MHG

SPECIALLY DEVELOPED FOR CULTIVATION ON HYDROPONICS AND COCOS

AVAILABLE IN: 200ML 2L 10L 20L 40L

NOTE: ORDERS CONCONTAIN AN EQUAL QUANTITY OF A AND B

1 TOTAL NPK: 3.8 - 2.5 - 8.45

MASTER SOIL GROW A & B

HOW TO USE: Shake well before use

IMPORTANT: Never mix product A and B in concentrated form! It is important to maintain a pH level below 6.5 before you begin preparing your feed.

When using van Goghs Silicium, add it to your water first. After adding Silicium, add Hydro/Coco Grow A & B

Start mixing 2 till 3 Milliliter (Depending on the desired EC value) of bottle A with 1 Liter of water, stir well. Rins your measuring cup and then add 2 till 3 Milliliter of bottle B and stir again. If necessary, use Master pH to achieve the optimal pH level between 6 and 6.5 for soil, and between 5.8

FOR MORE INFO VISIT: WWW.VANGOGHSTHAILAND.COM

REF: MSG

SPECIALLY DEVELOPED FOR CULTIVATION ON SOIL

AVAILABLE IN: 200ML 2L 10L 20L 40L

NOTE: ORDERS CONCONTAIN AN EQUAL QUANTITY OF A AND B



TOTAL NPK: 4 - 2.5 - 8.7

2

MASTER HYDRO/COCO FLOWER A & B



Van Goghs A & B Flower provides a comprehensive feeding program for your plants during the flowering stage. It offers high-quality, easily absorbable macro and micro nutrients in precise concentrations and ratios, ensuring ensuring optimal flower development.

INGREDIENTS HYDRO/COCO FLOWER A:

N-NH₄: 0,30% - N-NO₃: 2,8% - K₂O 2,8% - CaO 3,3 % - Fe: 0,027%

INGREDIENTS HYDRO/COCO FLOWER B:

NO₃: 1,2% - P₂O₅: 3,0% - MgO: 1,5% - SO₃: 1,2% - Mn: 0,0153% - Mo: 0,0012% - Zn: 0,0051%

INGREDIENTS SOIL FLOWER A:

N-NH₄: 0,3% - N-NO₃: 2,8% - K₂O: 3,3% - Iron: 0,27%

INGREDIENTS SOIL FLOWER B:

N-NO: 0,4% - P₂O₅: 2,4% - MgO: 1,2% - B: 0,006% - Cu: 0,001% - Mn: 0,014% - Mo: 0,002% - Zn: 0,003%

-MADE IN AMSTERDAM NETHERLANDS -

REF: MHF

SPECIALLY DEVELOPED FOR CULTIVATION ON HYDROPONICS AND COCOS

AVAILABLE IN: 200ML 2L 10L 20L 40L

NOTE: ORDERS CONCONTAIN AN EQUAL QUANTITY OF A AND B

3 TOTAL NPK: 4.3 - 1.6 - 5.8

MASTER SOIL FLOWER A & B

HOW TO USE: Shake well before use

IMPORTANT: Never mix product A and B in concentrated form! It is important to maintain a pH level below 6.5 before you begin preparing your feed.

When using van Goghs Silicium, add it to your water first. After adding Silicium, add Van Goghs A & B

Start mixing 2 till 3 Milliliter (Depending on the desired EC value) of bottle A with 1 Liter of water, stir well. Rins your measuring cup and then add 2 till 3 Milliliter of bottle B and stir again. If necessary, use Master pH to achieve the optimal pH level between 6 and 6.5 for soil, and between 5.8

FOR MORE INFO VISIT: WWW.VANGOGHSTHAILAND.COM

SPECIALLY DEVELOPED FOR CULTIVATION ON SOIL

AVAILABLE IN: 200ML 2L 10L 20L 40L

NOTE: ORDERS CONCONTAIN AN EQUAL QUANTITY OF A AND B

REF: MSF



TOTAL NPK: 4.3 - 1.6 - 5.8

4



REF: MMC

NPK: 0:0:10

5

MASTER MIRACLE - C

Van Goghs Miracle C is a bloom booster, providing all the essential elements your plants need throughout the early, mid, and late flowering stages

This specially formulated booster develops huge compact buds, increases trichome production, and enhances taste and aroma.

Suitable for all irrigation systems and for cultivation in soil, hydroponics, and coconut.

- MADE IN AMSTERDAM NETHERLANDS -

INGREDIENTS MIRACLE-C:

NO3-N : 0,22% - SO4 : 3,40% - K2O : 10,30% - CaO : 0,15% - P2O5 : 0,15%

HOW TO USE:

- Shake before use
- Mix 1 ML with 1 Liter water (1:1000)

Adjust your pH for soil between 6 to 6.5 and for hydro/coco between 5.8 to 6.2.

FOR MORE INFO VISIT: WWW.VANGOGHSTHAILAND.COM

AVAILABLE IN: 100ML | 1L | 5L | 10L | 20L

VAN GOGH'S
COMPLETE CANNABIS NUTRIENTS

6



7



REF: OCM

NPK: 2.5:0:0

ORIGINAL CALMAX

Van Goghs CalMax: the ultimate solution for calcium magnesium deficiency, ideal for foliar feeding and substrate saturation.

CalMax is a precisely balanced formula of calcium and magnesium. It serves as the perfect solution to prevent deficiencies that may arise from factors like rapid plant growth, humid conditions, osmosis, soft water, LED lighting, or the use of commercial brands' A & B base nutrients.

Van Goghs CalMax is suitable for any growing media and guarantees optimal absorption of nutrients.

FOR MORE INFO VISIT: WWW.VANGOGHSTHALAND.COM

HOW TO USE:

- Soil Mix 1.25 mL with 1 L water
- Hydro/Coco 1.25 - 2 mL with 1 L water
- Foilair 6 ML with 10 L water
- Field 10 mL with 8 L water

Adjust pH for soil between 6 to 6.5 and hydro/coco between 5.8 to 6.2

INGREDIENTS: CALMAX:

N-NO3: 2,0% - CaO: 4,2% - MgO: 1,7% - Fe: 0,1%

AVAILABLE IN: 100ML | 1L | 5L

VAN GOGH'S
COMPLETE CANNABIS NUTRIENTS

8



REF:MLN

9

MASTER LEAF NUTRITION

Van Goghs Master Leaf Nutrition is a highly absorbable leaf supplement designed to instantly revitalize plant leaves, specifically formulated for poor developing plants with yellow and drooping leaves.

Master leaves nutrition quickly transform the color of your plant leaves into a vibrant, dark green color, while also forming a waxy layer on the leaves.

- MADE IN AMSTERDAM NETHERLANDS -

INGREDIENTS MASTER LEAF NUTRITION :

organic formula of beneficial bacteria, molasses, kelp, and micro-nutrients.

HOW TO USE:

Shake before use and spray at least three hours before sunrise or before turning on the lights, covering both the top and bottom of all leaves.

FOR MORE INFO VISIT: WWW.VANGOGHSTHAILAND.COM

AVAILABLE IN: 100ML | 1L | 5L | 10L | 20L

VAN GOGH'S
COMPLETE CANNABIS NUTRIENTS

10



REF: MMR

11

MASTER MIRACLE ROOTS

Van Goghs Miracle Roots promote explosive root growth, eradicate brown roots, prevent root diseases, and create the ideal root environment in any substrate

It is formulated for young plants and cuttings to optimize nutrient uptake and repair affected plants during growth.

Suitable for all irrigation systems and for cultivation in soil, hydroponics, and coconut.

- MADE IN AMSTERDAM NETHERLANDS -

INGREDIENTS MASTER MIRACLE ROOTS:

Humic acid, Fulvic acid, plant hormones and trace elements which originate from natural resources

HOW TO USE:

- Shake before use
- Mix 1 ML with 1 L water

FOR MORE INFO VISIT: WWW.VANGOGHSTHAILAND.COM

Adjust your pH for soil between 6 to 6.5 and for hydro/coco between 5.8 to 6.2

AVAILABLE IN: 100ML | 1L | 5L | 10L | 20L

VAN GOGH'S
COMPLETE CANNABIS NUTRIENTS

12



13



REF: MRE

MASTER RADICAL ENZYMES

Van Gogh's Radical Enzymes is a 100% organic solution designed specifically to convert dead plant residues into usable nutrients.

With its unique blend of enzymes, it enhances nutrient uptake, promotes healthy root growth, improves soil structure, increases water retention, and boosts plant resistance to fungi and stress.

Suitable for all irrigation systems and for cultivation in soil, hydroponics, and cocos.

- MADE IN AMSTERDAM NETHERLANDS -

INGREDIENTS MASTER RADICAL ENZYMES: Fulvic acid - Lipase - cellulase - lignase

HOW TO USE:

-Shake before use

The 1st week: mix 2 mL Master Radical Enzymes with 1 L of water (1:500). Then every other week: mix 1 ml Master Radical Enzymes with 1 liters of water (1:100).


Adjust your pH for soil between 6 to 6.5 and for hydro/coco between 5.8 to 6.2

FOR MORE INFO VISIT: WWW.VANGOGHSTHAILAND.COM

AVAILABLE IN: 100ML | 1L | 5L | 10L | 20L

VAN GOGH'S
COMPLETE CANNABIS NUTRIENTS

14



REF: VSO

15

SPINT-OFF SPIDER MITE

Van Goghs Spin-Off is an organic insecticide/miticide that effectively eliminates all soft-shell insects. It leaves no residue, making the treated plants safe for consumption after just 7 days.

Spin-Off is an incredibly gentle product, the only one on the market for preventive use, and can be safely sprayed on your plants' flowers

Suitable for all grow environments and cultivation facilities, including indoor, outdoor, greenhouse, and hydroponic settings.

- MADE IN AMSTERDAM NETHERLANDS -

INGREDIENTS SPINT-OFF:

mixture of plant extracts, all ingredients are listed on the international OMRI list and are officially authorized for use in organic agriculture and horticulture.

HOW TO USE:

- Day 1: Test spray
- Day 3: Spray
- Day 6: Spray
- Day 9: Spray

RECOMMENDED:

25 ml to 50 ml on 1 lt water

PREVENTIVE:

Every 7 days 25ml on 2 lt water

FOR MORE INFO VISIT: WWW.VANGOGHSTHAILAND.COM

AVAILABLE IN: 50ML 100ML

VAN GOGH'S
COMPLETE CANNABIS NUTRIENTS

16



REF: VGS

17

ORIGINAL SILICIUM

Van Goghs Original Silicium strengthens cell walls, fortifying your plants and resulting in stronger and thicker stems. Silicium helps plants gain resistance against temperature fluctuations, relentless winds, and elevated CO2 levels.

Additionally, it can be used to prevent stretching of your plants. For immediate results, you can apply it as a foliar spray.

Suitable for all irrigation systems and for cultivation in soil, hydroponics, and coconut.

FOR MORE INFO VISIT: WWW.VANGOGHSTHAILAND.COM

INGREDIENTS ORIGINAL SILICIUM:

H4O4Si: 1.985% - B: 0.2% - Mo: 0.2% - K2O: 1.8%

HOW TO USE:

Shake well and Mix 1.5 mL of Silicium with 1 L of water. If your plants are growing too tall, you can double the dose to slow down their growth.

IMPORTANT:

Add Silicium first before any other nutrients. Ensure the water pH is below 6.5 and avoid direct contact between Silicium and glass, metal, or ceramic surfaces.

Adjust pH for soil between 6 to 6.5 and hydro/coco between 5.8 to 6.2

AVAILABLE IN: 100ML 1L 5L


VAN GOGH'S
COMPLETE CANNABIS NUTRIENTS

18


**INCREASE THE PH DURING
GROWTH AND FLOWER**

**REDUCES PH OPTIMALLY
DURING THE FLOWER**


**REDUCES PH OPTIMALLY
DURING THE GROWTH**



REF: PHP



REF: PHF



REF: PHG

19

MASTER PH

Van Goghs Master pH is designed for precise pH level adjustment during both the vegetative and flowering stages, ensuring easy availability of macro and micro nutrients and promoting a stable environment for root zone microbes.

- MADE IN AMSTERDAM NETHERLANDS -

- Super concentrated, minimum amount sufficient for good results
- Specially developed for use during the vegetative and flower phase
- Suitable for all irrigation systems and for cultivation in soil, hydroponics, and coconut.

INGREDIENTS pH+: K2O: 16,8% pH- GROW: P2O5 14,1% pH- FLOWER: P2O5: 59%

HOW TO USE:

-Shake before use

For soil add small amounts of PH until the ideal pH value of 6 to 6.5 is reached.

For hydroponics and cocos you need to stay at the lower end of that ratio, around pH 5.8 to 6.2, for optimal nutrient uptake.

FOR MORE INFO VISIT: WWW.VANGOGHSTHAILAND.COM

AVAILABLE IN: 100ML | 1L | 5L

20



REF:VDC

21

MASTER DRIP CLEAN

Van Goghs Master Drip Clean is 100% organic and eco friendly it prevents the growth of harmful bacteria and fungi and cleans out your irrigation system while keeping your plants safe.

By using Master Drip Clean preventively, you can ensure a clean irrigation system and eliminate harmful substances from the water before they can impact your plants. Additionally, it improves the uptake of nutrients, especially phosphorus, which is typically challenging to absorb. Therefore, it's always recommended to use drip clean.

- MADE IN AMSTERDAM NETHERLANDS -

INGREDIENTS DRIP CLEAN: P205: v - K20: 3%

HOW TO USE:

- Shake well before use.
- Mix 10 ml of Master Drip Clean with 100 liters of water (1:10.000)

Adjust your pH for soil between 6 to 6.5 and for hydro/coco between 5.8 to 6.2

FOR MORE INFO VISIT: WWW.VANGOGHSTHALAND.COM

AVAILABLE IN: 100ML | 1L | 5L | 10L

VAN GOGH'S
COMPLETE CANNABIS NUTRIENTS

22

VAN GOGH'S STARTER KIT



23

EVERYTHING YOUR PLANTS NEED!

Van Goghs starter kit, specially composed for home growers, contains everything your plants need to stay healthy and become productive.

From Radical Roots for the development of strong and healthy roots to Miracle C for big harvests of amazing Buds, this package contains it all.

- A complete kit for up to 13 plants, designed to produce a great harvest of the best quality!
- Contains all the necessary tools to prevent diseases and yellow leaves
- This package contains the perfect balance of macro and micro minerals

- MADE IN AMSTERDAM NETHERLANDS -

HOW TO USE:

- Shake well before use.
- Always add Van Goghs A & B in equal quantities to your water first before adding any additives.
- See Van Goghs Feeding schedule for detailed info.

VISIT: WWW.VANGOGHSTHAILAND.COM

Adjust pH for soil between 6 to 6.5 and hydro/coco between 5.8 to 6.2

REF HYDRO/COCO:SKH REF SOIL:SPS

AVAILABLE IN: 100ML FOR SOIL AND HYDRO/COCO

VAN GOGH'S
COMPLETE CANNABIS NUTRIENTS

24

VAN GOGHS FEEDING CHART



Ensure that the pH of your water is 6.5 or lower before adding any nutrients. Start by adding Van Goghs Silicium, followed by base nutrient A, then add part B. Afterward, you can include any additives, and lastly, add Drip Clean. Make sure the pH for soil is between 6 and 6.5. For hydroponic or coco setups, keep the pH between 5.8 and 6.2. Also, adjust the EC as needed.

THIS CHART MEASURES NUTRIENTS IN MILLILITERS FOR 1 LITER WATER.

VAN GOGH'S
COMPLETE CANNABIS NUTRIENTS
MADE IN AMSTERDAM



WEEK	ORIGINAL SILICIUM	A & B GROW	A & B FLOWER	MIRACLE C	MIRACLE ROOTS	RADICAL ENZYMES	LEAVE NUTRITION	DRIP CLEAN
Grow week 1	0.3 mL	2 mL			1 mL	2 mL	Once a week	0.3 mL
Grow week 2	0.3 mL	2 mL			1 mL	1 mL	Once a week	0.3 mL
Flower week 1	0.3 mL		2 mL		1 mL	1 mL	Once a week	0.3 mL
Flower week 2	0.3 mL		2 mL		1 mL	1 mL	Once a week	0.3 mL
Flower week 3	0.3 mL		2 mL			1 mL	Once a week	0.3 mL
Flower week 4	0.3 mL		2 mL	0.5 mL		1 mL	Once a week	0.3 mL
Flower week 5	0.3 mL		2 mL	1 mL		1 mL		0.3 mL
Flower week 6	0.3 mL		2 mL	1.5 mL		1 mL		0.3 mL
Flower week 7	0.3 mL		2 mL	2 mL		1 mL		0.3 mL
Flower week 8	0.3 mL		2 mL	2.5 mL		1 mL		0.3 mL
Flower week 9	FLUSH WITH FILTERED WATER				FLUSH WITH FILTERED WATER			



USE WHEN HAVE A CALCIUM MAGNESIUM DEFICIENCY.

Soil, Coco, Rockwool ad 1.25 mL to 1 L water
Hydroponics ad 1.65 mL to 1 L water
Outdoor field 1 l to 800 L water
Folair ad 0.6 mL to 1 L water

USE SPINT-OFF WHEN HAVE A PEST INFESTATION.

Day 1: Test spray
Day 3: Spray
Day 6: Spray
Day 9: Spray



Recommended: Mix 50 ml to 100 ml in 2 liters of water. For preventive measures, apply every 7 days with 25 ml in 2 liters of water.